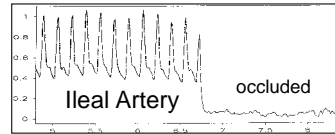




Microcirculation Probes

Probe series for micro-measurements in acute studies

Flow Waveform from the Rat Model



Trace, courtesy of D. Kanter, Johns Hopkins Univ.

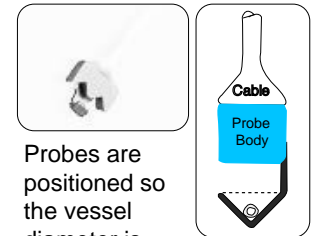
MOUSE MODEL



Trace, courtesy of J. Lorenz, Murine Physiology Cor Facility Univ. of Cincinnati

Direct volume flow measurement in vessels as small as 250 μ m is possible with the breakthrough technology of Transonic Systems' V-reflector probes. The innovative V shape of the probe's reflector creates a mirrored reflective pattern resulting in heightened ultrasonic illumination, greater sensitivity and definitive, absolute accuracy of measurements.


- 0.5 mm V: for vessels 250 - 500 μ m diameter
- 0.7 mm V: for vessels 350 - 700 μ m diameter
- 1.0 mm V: for vessels 500 - 1000 μ m diameter



Probes are positioned so the vessel diameter is completely within the V defined by the reflector.



V-probe with handle



Handles on V-probes allow for stable position with a micromanipulator.

CAT # Probe	PROBE BODY (same as)	VESSEL O.D. mm acute application	BIDIRECTIONAL FLOW			ACCURACY			ULTRA-SOUND Frequency MHz
			Scale Settings		Max. Range	Zero Offset	Absolute Accuracy	Relative Accuracy	
			Low Flow	Normal Flow					
ml/min	ml/min	ml/min	ml/min	ml/min	ml/min	%	%		
0.5V	1R	0.25 - 0.50	2.5	10	50	0.2	± 15	± 3	7.2
0.7V	1.5R	0.35 - 0.70	5.0	20	100	0.5	± 15	± 3	4.8
1.0V	2S	0.5 - 1.0	10	40	200	1.0	± 15	± 3	3.6